




















Ref: 6th Edition






SPEECH THERAPY PRODUCTS






Sr	Product Name	Picture	Price
1	Chewy Tube T Innovative oral motor devices designed to provide a resilient, non-food, chewable surface for practicing biting and chewing skills. The Chewy Tubes can also be used with those seeking additional proprioceptive input into the jaw. Handles have corrugated ridges to assist the grasp - especially useful for those who are visually impaired. Safe, nontoxic surface is latex-free, lead-free, and does not contain PVC or phthalates. Red Chewy Tube is typically used with toddlers, older children, and adults to provide a smooth surface. -1/2" stem.		2000
2	The Yellow Chewy Tube is used with a smaller jaw, typically an infant 9–10 months old . It can also be used with an individual who cannot open the jaw very wide. The Yellow Chewy Tube features a narrow stem 9.5mm OD .		2000
3	The Green knobby Chewy Tube has been designed to increase sensory input by means of the raised dots on the shaft. The shaft diameter is 15mm OD . The Green knobby Chewy Tube is slightly harder to chew on when compared with Yellow and Red Chewy Tubes.		2000
4	The Blue Chewy Tube is intended for adolescent or adult size jaw. It is the largest and firmest of the Chewy Tubes. Adults with developmental disabilities and adolescent with autism or sensory integration disorders may wish to use this larger size.		2000
5	Chewy Tube Combo Four Pack (Economy Pack, Discount of Rs. 1000)		7000







6	<p>Safe Straw</p> <p>Bionix Safe Straw allows healthcare providers to safely manage swallowed liquid volume and help reduce aspiration of patients with oral motor dysfunction.</p> <p>SafeStraw limits volume to a teaspoon or 6.2ml per sip helping to reduce the likelihood of aspiration by promoting a controllable liquid bolus.</p>		3500
7	<p>The Red Super Chew offers a solid yet bumpy surface for practicing biting and chewing skills. The closed loop handle is easily grasped by little fingers.</p>		1850
8	<p>The Green Super Chew offers a solid and smooth surface for practicing biting and chewing skills. The closed loop handle is easily grasped by little fingers.</p>		1850
9	<p>NOSE FLUTES - 3 PACK</p> <p>The Nose Flute is one of the best tools on the market to facilitate nasal airflow, an integral component of velo-pharyngeal control and speech clarity development. Manufacturer's instructions included (comes in packs of 3)</p>		2000
10	<p><u>NOSE CLIPS</u></p> <p>Nose Clips are excellent for those situations where the client with whom you are working cannot differentiate between oral and nasal airflow to successfully work through the Horn or Bubble Hierarchy.</p> <p>At the outset, the clip can be used to completely restrict nasal airflow; by adding a series of elastic bands over time, the degree of pressure the clips exert is reduced, encouraging your client to use oral airflow on his or her own. Instructions included.</p>		2000
11	<p><u>STRAW KIT</u></p> <p>An excellent supplement to traditional therapy techniques, and the best activity available to promote tongue retraction, grading, and controlled tongue movements. The hierarchy promotes jaw-lip-tongue dissociation through twelve stages of development. Instructions included.</p>		5000






12	<p>ARK's Bear Bottle Kit is a fun and friendly way to make drinking easier for beginners and/or children with oral motor difficulties. It's also an excellent way to transition babies straight from bottles to straw drinking - skipping sippy cups altogether! Most sippy cups promote improper tongue and lip positioning that can cause speech problems later on. Straws are a better alternative, as they strengthen the mouth muscles and encourage tongue retraction, cheek tension, and lip closure.</p>		2200
13	<p>SPIROMETER The Spirometer is an excellent complement to the Horn and Bubble Hierarchies (which target abdominal grading and controlled oral airflow). It does not produce sound, so it is excellent for use with those who exhibit auditory defensiveness. It also features a dial which allows you to adjust the level of difficulty. Includes two mouthpieces (one flat, one round), and one nose clip. The Spirometer is especially useful for clients with VPI and children who need visual cues.</p>		3900
14	<p>HABERMAN MINI FEEDER Proven to be effective for facilitating improved oral feeding in infants with reduced strength for suckling and reduced endurance for feeding. The Haberman Mini Feeder teat is about a third smaller in size for smaller or premature infants. Instruction book included.</p>		5900
15	<p>FINGER CUFF (INFANT TOOTHBRUSH) The very popular finger toothbrush is smooth on one side with soft rubber bristles on the other, the Finger Cuff can be used to teach motor plan for chewing utilizing the phasic bite. Can also be used to stimulate lateral tongue reflex and oral sensory awareness. (Pack of 3)</p>		1800
16	<p>NUK MASSAGER The Nuk Massager stimulates lateral molar ridges, reduces oral hypersensitivity, and helps develop a tongue groove. Sold in pack of 3, 6 or 18</p>		1500
17	<p>THE BREATHER</p> <ul style="list-style-type: none"> • Strengthens inspiratory muscles (diaphragm, external intercostals, accessory muscles of neck) and expiratory muscles (internal intercostals, abdominals) • Helps in movement of hyolaryngeal complex • Generates improved airflow through vocal folds • Improves respiratory support for safe swallow function • Improves protective cough and assists in airway clearance • Promotes diaphragmatic breathing 		9500





	<ul style="list-style-type: none"> Decreases shortness of breath Improves blood flow to resting and exercising limbs Resistive Inspiratory and Expiratory Muscle Therapy (RMT) Adjustable and independent pressure settings 		
18	FLAVORED TONGUE DEPRESSOR (BOX OF 50) Tongue Depressors can be used to promote lip closure, nose breathing, and saliva control. Available in Strawberry, Grape, or Cherry		2500
19	THROAT SCOPE Throat Scope is an illuminated tongue depressor for convenient one-handed check-ups . Two powerful long-life LED lights are automatically activated when a blade is inserted. 2 disposable blades and battery included. Disposable blades (box of 50) can be purchased separately or as a combo with Throat Scope.		4800
20	THROAT SCOPE BLADES Throat Scope is an illuminated tongue depressor for convenient one-handed check-ups. Two powerful long-life LED lights are automatically activated when a blade is inserted. 2 disposable blades and battery included.		3900
21	TALKTOOLS BUBBLE KIT A pillar of OPT (Oral Placement Therapy), Bubble Therapy promotes abdominal grading, controlled oral airflow, lip rounding, and tongue retraction . It is designed to teach clients to use controlled, elongated oral airflow as a component of speech clarity . This activity, like <u>Horn Therapy</u> and <u>Straw Therapy</u> , is highly motivational and popular across both clients and speech therapists.		6800
22	JAW EXERCISER These tools are designed for clients who have completed <u>Jaw Grading Bite Blocks</u> and <u>Progressive Jaw Closure Tubes</u> activities. They teach jaw stability and grading through movement and resistance. Jaw exercises should be used even when there is excessive tongue protrusion as they will address tongue retraction goals. They are appropriate as well for those who need additional tactile input.		6500






23	<p>APRAXIA KIT COMPLETE</p> <p>This versatile program is ideal for transitioning clients with motor-planning deficits from Oral Placement activities to speech production. The three sets of tools - Bilabial Shapes, Tactile Tubes, and Speech Blocks - provide tactile cuing so clients can feel where the articulators should be during speech production. When combined with verbal and visual cues, they provide a multisensory approach to facilitating speech. This kit includes an instructional DVD.</p>		9500
24	<p>Duration Tubes</p> <p>It provide a visual cue for increasing controlled airflow. By lengthening the tube and switching from the fuzzy to the plastic ball you can make the activity more difficult as your client gains proficiency and increased statement length. Includes three tubes, three mouth pieces, three of each ball and instructions.</p>		3600
25	<p>WhisperPhone Element is an acoustical amplifier that develops language skills. As you speak into the mouthpiece, you hear yourself in the ear pad. This increases speech awareness, promotes reading fluency, builds confidence, supports speech therapy, and it makes reading fun! The earpiece is adjustable for extra comfort. This model is handheld, for additional tactile stimulation. If you prefer to be hands free, see our Whisperphone Solo. Easy to use and lightweight</p>		2900
26	<p>DROOLING REMEDIATION PROGRAM</p> <p>The Drooling Remediation Program has a step-by-step approach that doesn't focus on behavior but rather addresses the cause of drooling with a new set of eyes, Oral Placement Therapy. Possible areas of saliva control deficit include: body posture, sensory awareness, lip closure and saliva retraction. The fun, motivational OPT activities are suitable for both children and adults, and can be implemented by therapists as well as families.</p>		29,500
27	<p>SMILE PROGRAM COMPLETE</p> <p>The SMILE (SysteMatic Intervention for Lingual Elevation) Program is a fun and effective way to fix tongue thrust in children 7-12, teens and adults. Developed by <u>Robyn Merkel-Walsh, MA, CCC-SLP</u>, it targets speech and swallowing skills in a 14-step hierarchy. It is made of a manual illustrated with "Mr. Smile" and a complete tool kit to apply the techniques.</p>		21,500






28	<p>JAW PROGRAM COMPLETE</p> <p>The jaw is the key structure for adequate oral movement. If the jaw is not doing what it is supposed to do, then the lips and tongue cannot function appropriately. This program by Sara Rosenfeld-Johnson, MS, CCC-SLP studies the importance of jaw function for whole-body sensory organization, feeding safety, elimination of oral habits (teeth grinding, tongue/finger suckling, pacifiers), and speech clarity. Easy-to-follow exercises are explained to both diagnose and treat jaw disorders. The program includes a soft cover book and a complete tool kit to apply the therapy techniques, all in a convenient and sturdy carrying case.</p>		38,500
29	<p>Z-Vibe® is an innovative vibratory tool for oral motor therapy and beyond. Use it to normalize sensitivities and to improve a variety of speech and feeding skills. The Z-Vibe® is highly recommended for individuals with low oral tone, oral defensiveness, and/or texture aversions who need sensory oral motor stimulation. Made in the USA out of medical grade materials</p>		7500
30	<p>ARK'S Z-VIBE TRAVEL KIT (5 TIPS WITH CASE) KIT INCLUDES: 1 x Z Vibe First Tip: Probe Tip Second Tip: Hard Spoon Tip Third Tip: Bite-n-Chew Tip Fourth Tip:Preefer Tip Fifth Tip:Tongue Tip</p>		12,500
31	<p>THE RIGHT BITE</p> <p>Take a bite out of feeding therapy with the Right Bite! For individuals with feeding issues, the ability to visually judge food and take an appropriately sized bite can be a difficult task. Invented by Jaci Dale, MS, CCC-SLP and developed by ARK Therapeutic, the Right Bite solves this problem by allowing you to present a prescribed, manageable amount of food to the individual. Simply slide a cookie, cracker, cucumber slice, or the like into the opening until it protrudes from the semi-circle opening. Then offer the Right Bite to the individual and instruct him/her to "take a bite."</p>		2600
32	<p>PREEFER TIPS (YELLOW)</p> <p>The yellow Preefer tips are appropriate when a continuous rolling action is desired. Sold as a set of 3</p>		3500






33	BITE-N-CHEW TIPS (GREEN) The round green Bite-n-Chew Tips are appropriate when a continuous rolling action is desired, without the texture of the Preefer tip. Sold as a set of 3		3500
34	SOFT SPOON TIPS (BLUE) The blue spoon tips are constructed of a softer, flexible plastic; use them to promote lip closure. Sold as a set of 3		3800
35	BITE BLOCKS: The highly-functional Jaw Grading Bite Blocks promote symmetrical jaw strength, jaw stability, and work on jaw grading through varying jaw heights. The kit can also be used to teach jaw position and muscle memory for standard speech sound production. Excellent for use with apraxic/dyspraxic clients. Includes two sets of six reusable, durable Bite Blocks and instructions for use.		6500
36	BITE TUBE SET The four Bite Tubes in this kit are used in a hierarchy to assess jaw skill levels and work toward improving jaw stability, symmetry and grading. The skills acquired can then be transitioned into improved speech clarity and to teach children how to chew foods for improved feeding safety. The Bite Tubes can also be used to satisfy a client's need for TMJ (temporomandibular joint) stimulation and as an alternative to teeth grinding, thumb sucking, pacifier usage, etc.		7500
37	TONGUE TIP LATERALIZATION & ELEVATION TOOL These remarkable tools teach tongue-tip lateralization, elevation and depression for improved feeding skills and speech clarity. Their design helps establish jaw stability to facilitate independent movement of the tongue tip for lateralization across midline and for elevation and depression of the tongue tip. Can also be used to stretch the lingual frenulum and improve bolus control. Includes set of two tools and instructions for use.		5500
38	BECKMAN TRI-CHEW – BLUE This oral-sensory device features bumps, ridges and swirls to simulate the various textures of food for chewing. Sensory input for the lips, gums, and tongue is provided through the textured sides.		2650

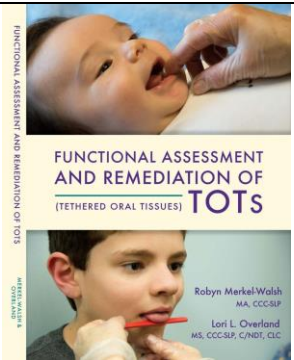


39	<p>DYCEM</p> <p>Does your client wiggle or slouch forward during your therapy sessions? This might be an indication that more stability in the body is needed to allow for more mobility in the mouth. Placing a piece of Dycem on the seat of your client's chair will help keep him or her in the correct posture for effective therapy. 8" x 78" roll, available in blue only.</p>		5500
40	<p>KAZOO</p> <p>This fun tool helps transition oral airflow into easy onset vocalizations for clients with velo-pharyngeal insufficiency, voice disorders, and fluency disorders. Color will vary.</p>		2900
41	<p><u>VIBRATOR WITH TOOTHETTE</u></p> <p>An excellent tool for diagnosing sensory-motor deficits, promoting awareness of the oral cavity, and reducing "fixing" It is also valuable for addressing oral sensitivity. Includes 20 Toothettes and instruction. NOTE: 2 AAA Batteries not included.</p>		4000
42	<p>Vibrating Teether</p> <p>Gently vibrates as the child bites down on it, providing added sensation to the oral cavity. Satisfies the need for "mouthing."</p>		3500
43	<p>An earlier edition of this book was sold under the title of Oral-Motor Exercises for Speech Clarity Sara R. Johnson's Oral Placement techniques have improved the speech clarity of thousands of clients, even in many cases where traditional therapy alone has failed. This comprehensive guide will help you to implement these techniques yourself. (228 pages; includes the Oral Placement Hierarchy Poster) (Photocopy)</p>		3000

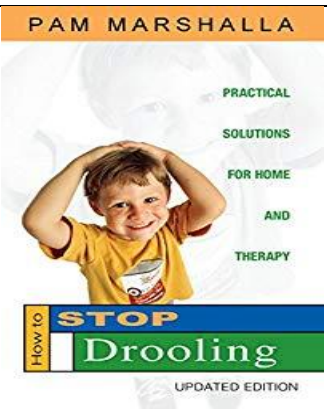
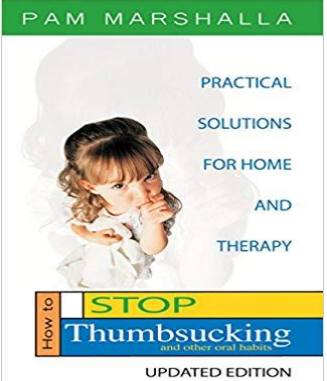
44	<p>Graded up and down jaw motion needed for biting and chewing skills. Using the stem-like protrusion as an object of oral interest, an infant of 5 to 7 months will naturally move the stem to the side of the jaw to bite on it. This biting input helps to mature and strengthen the masseter muscle which is in charge of closing the jaw for biting, chewing and talking.</p> <p>The development of healthy upper and lower dentition by eliminating the risk of an open bite (space between the upper & lower front teeth that prevents complete closure) due to rigorous pacifier use or thumb sucking.</p> <p>Healthy alignment of the upper and lower teeth laterally by preventing improper positioning due to aggressive sucking on the pacifier.</p>		1650
45	<p>Introduce baby to early mouthing experiences with Chewy Q developmental 1st teether. Smooth flexible surface is perfect for baby's new gums. The smooth chewing surface of this stage 1 teether is ideal for baby's first teething experiences. Teething on the Chewy Q allows baby's mouth to remain open for breathing and sound play! And Chewy Qs are easily grasped by little fingers.</p>		2000
46	<p>Graded up and down jaw motion needed for biting and chewing skills. Using the stem-like protrusion as an object of oral interest, an infant of 5 to 7 months will naturally move the stem to the side of the jaw to bite on it. This biting input helps to mature and strengthen the masseter muscle which is in charge of closing the jaw for biting, chewing and talking.</p>		1650
47	<p>Knobby Q offers a flexible and bumpy surface, perfect for new teeth getting ready to start chewing foods. This stage 2 teether covered with knobs adds just the right amount of sensory input to the teething experience, making it ideal for practicing biting and chewing skills. Teething on the Knobby Q allows baby's mouth to remain open for breathing and sound play! Knobby Qs are made in Maine and like all Chewy Tubes brand products, Knobby Qs are free of latex, lead, BPA, PVC and phthalates. They are easily grasped by little fingers. Knobby Qs are approximately 3" in diameter and 1/2" thick.</p>		2000

48	<p>Babies love to mind their Ps & Qs with these fun and flexible orange letters that support the healthy development of biting and chewing skills. These entertaining letters offer an ideal smooth surface for new gums and sprouting teeth to practice biting and chewing skills. The long arm of the P reaches back to the molar region, where true biting skills mature. Using Ps & Qs for teething leaves the mouth open for breathing and sound play! Ps & Qs are made in Maine and like all Chewy Tubes brand products, are free of latex, lead, BPA, PVC and phthalates. They are easily grasped by little fingers. Adult supervision required.</p>		2000
49	<p>Babies love to mind their Ps & Qs with these fun and flexible green letters that support the healthy development of biting and chewing skills. Chewy Ps and Qs offer an ideal smooth surface for new gums and sprouting teeth to practice biting and chewing skills. The long arm of the P reaches back to the molar region, where true biting skills mature. Chewing on Ps & Qs allows an open mouth for breathing and sound play!</p>		2000
50	<p>These two fun green Chewy Ps offer a smooth flexible surface perfect for new gums and sprouting teeth to practice biting and chewing skills. Grasping the top of the P supports the development of early fine motor skills for little fingers. The long arm of the P reaches back to the molar area to provide jaw input where true biting skills mature. Teething on Chewy Ps allows the mouth to remain open for breathing and sound play!</p>		2000
51	<p>Jaw Rehabilitation Program</p> <p>Complete treatment program offering step-by-step series of goals and objectives to develop functional biting skills and up/down Jaw movement. Treatment protocol with manual, assessment forms, a variety of 11 Chewy Tubes.</p>		24,000
52	<p>PRE FEEDING KIT</p> <p>The goal of a pre-feeding program is to develop the oral sensory motor skills to support safe, effective and nutritive feeding. This kit was designed in response to therapist and family requests for a comprehensive kit appropriate across the ages and for a variety of feeding issues. It includes a Z-Vibe with a collection of tips, a replacement battery and a safe disinfectant, all in a sturdy travel case.</p>		16,500



53	<p><u>HORN KIT</u></p> <p>A TalkTools original! This motivational therapy tool serves as a beneficial adjunct to traditional therapy techniques.</p> <p>The horn kit is designed to normalize oral musculature, correct articulation errors, improve abdominal grading and speech clarity, and also serves as a prerequisite for working on oral-nasal contrasts. Instructions included.</p>		6000
54	<p>Speech Buddies Placement Tools are easy to use. They train the tongue to make the correct shape by providing targets that you can feel. Getting started is simple. Choose the right tools for your child, practice for 10 minutes 3 times a week, and see results. With a little guidance, kids 5 and up can even use them on their own! We also offer free online games that make practicing fun and easy.</p>		Call for Price
55	<p>With the IOPI System you can:</p> <ul style="list-style-type: none"> Objectively measure and document lip and tongue strength Compare patient data with norms Set exercise parameters using the principles of exercise science Measure and document patient improvement and evaluate program effectiveness NEW! Patients can now exercise at home Learn what else is new. 		Call for Price
56	<p>The vocaSTIM®-Master allows you a rapid automatised diagnosis of the degree of damage to the paretic musculature. The resulting optimum current treatment parameters are generated automatically and can be selected and determined using the comprehensive indications index, together with a variety of phonation exercises. Pictures of electrode application make therapeutic use easier.</p>		Call for Price
57	<p>PCEye Mini</p> <p>The PCEye Mini replaces the standard keyboard and mouse, allowing you to navigate and control your laptop or small screen desktop computer using only your eyes.</p>		Call for Price
58	<p><u>REHA INGEST</u></p> <p>It measures bioimpedance (BI) and electromyography (EMG) at the throat for swallowing detection. The results can be used to</p>		Call for Price





	<p>support diagnostics, therapy and monitoring patients with swallowing disorders.</p> <p>Real-time swallowing detection provides direct performance feedback. Already during the therapy even the smallest therapeutic progress becomes visible to patients and therapists without using costly equipment.</p>		
59	<p>icSpeech Professional Edition is multiparameter speech therapy software designed specifically for clinical use. It can be used for assessment, therapy and for the measurement of outcome.</p>		Call for Price
<u>SPEECH THERAPY BOOKS</u>			
60	<p>An earlier edition of this book was sold under the title of Oral-Motor Exercises for Speech Clarity Sara R. Johnson's Oral Placement techniques have improved the speech clarity of thousands of clients, even in many cases where traditional therapy alone has failed. This comprehensive guide will help you to implement these techniques yourself. (228 pages; includes the Oral Placement Hierarchy Poster)</p>		3000
61	<p>A Sensory-Motor Approach To Feeding</p> <p>One of TalkTools' most popular books, "A Sensory Motor Approach to Feeding" encompasses sensory processing and oral-motor skill development needed for safe, effective, nutritive feeding for all ages and ability levels. Lori Overland, MS, CCC-SLP, C/NDT, CLC & Robyn Merkel-Walsh, MA, CCC-SLP have put together their expertise and many years of experience in this practical, illustrated guide that is now a reference in the field of Feeding Therapy. Readers will learn how to identify a sensory-motor feeding disorder, complete an assessment and write a professional report.</p>		Call for price
62	<p>This book by Sara Rosenfeld-Johnson studies the importance of jaw function for whole-body sensory organization, feeding safety, elimination of oral habits (teeth grinding, tongue/finger suckling, pacifiers), and speech clarity. The jaw exercises are presented in a step-by-step format to ensure success. Some of the most famous exercises use Jaw Grading Bite Blocks, ARK's Z-Vibe, and Chewy Tubes.</p> <p>An essential manual to understand how jaw function relates to oral-motor skills. Easy-to-follow exercises are explained to both</p>		Call for price




	<p>diagnose and treat jaw disorders</p> <p>Author: Sara Rosenfeld-Johnson, MS, CCC-SLP</p>		
63	<p>Functional Assessment and Remediation of TOTs (book)</p> <p>Is your client or child tongue tied? Tongue tie is a common type of Tethered Oral Tissues (TOTs) or ankyloglossia.</p> <p>The highly-anticipated book, Functional Assessment and Remediation of TOTs, is finally here! Order your copy now.</p> <p>Authors, Robyn Merkel-Walsh and Lori Overland, have developed a comprehensive, evidenced-based program -- the Merkel-Walsh & Overland TOTs Protocol -- to assist in the identification and functional implications of Tethered Oral Tissues (TOTs) -- commonly referred to as "tongue tie" or ankyloglossia.</p> <p>This practical speech and feeding program includes a pre- and post-surgical treatment plan to avoid long-term issues, such as scarring and reattachment.</p>		Call for price
64	<p>Apraxia Uncovered: Seven Stages of Phoneme Development</p> <p>Pam Marshalla's second material on childhood apraxia presents a deep perspective on speech sound development. Using a month-by-month developmental framework, Pam describes how to nurture sound development in children who have great difficulty learning to make sounds and speech. She integrates information from articulation, phonology, oral-motor, and infant vocal development into a comprehensive plan of treatment. This material will help you understand how to help the child make a wider variety of consonants, vowels, syllables and words, and to become more intelligible.</p>		Call for price
65	<p>OPT (Oral Placement Therapy) Homework Book</p> <p>If a muscle is not worked regularly then the muscle's function cannot be changed. Hence clients are more likely to progress if the family is involved and working at home! Often this homework takes only a few minutes of fun motivational activities each day, and promotes success in achieving the client's speech and feeding goals.</p>		Call for price
66	<p>How to Stop Drooling: Practical Solutions for Home and Therapy</p> <p>Reduce or eliminate problematic drooling behavior with multisensory learning activities and behavior management. Learn how to address the problem at school and at home. This little book has been written for parents and therapists. Appropriate for</p>		4500

	children two years of age and older.		
67	<p>How to Stop Thumbsucking and Other Oral Habits: Practical Solutions for Home and Therapy</p> <p>Learn highly practical methods to eliminate persistent thumbsucking and other oral habits. Written for both parents and therapists. Explains why and how to stop thumbsucking with common sense procedures. Appropriate for children two years of age and above. Most of it is appropriate for older children to read for themselves. A great little book for a clinic waiting room.</p>		4500

NEW PRODUCTS

68	<p>Ice Sticks</p> <p>Ice Sticks promote thermal stimulation for oral movement. The program is designed for clients who cannot achieve lip closure, jaw closure or sufficient tongue retraction to mobilize a bolus back to achieve a swallow. These deficits are particularly seen in clients with Cerebral Palsy, Traumatic Brain Injury and Moebius Syndrome. Through direct stimulation of the lips, Ice Sticks' multi-sensory exercises help develop prerequisite skills to implement an Oral Placement, feeding or speech therapy program.</p>		5200
69	<p>The Liper Device (Tongue Training Tool)</p> <p>This convenient device is useful for pre and post op neuromuscular re-education.</p> <p>NEUROMUSCULAR RE-EDUCATION</p> <p>No matter the degree of tongue -tie severity, the Liper Device comes in handy. In many cases, proper tongue exercises with the Liper Device can be used pre and post operatively when there is a need for frenotomy (a.k.a. frenulotomy or frenulectomy). Postoperative Active Wound Management (AWM) with the Liper™ device has been shown to improve post- surgical</p>		3600

	outcome; therefore helping ensure normal tongue flexibility and functioning while preventing frenulum reattachment and/or scarring.		
70	<p>Cut-Out Cup -</p> <p>These flexible cups stimulate the corners of the mouth to facilitate lip closure and allow a child to drink without head or neck extension.</p>		1500
71	<p>TheraSIP Swallowing Trainer</p> <p>TheraSIP is a set of micro resist straws engineered to limit the size of the swallowing trial to under 2ml simulating the amount of saliva in the mouth during a dry swallow. For patients requiring repetitive swallowing drills to practice hard swallows, masako, or other techniques, TheraSIP makes practicing thin liquid swallows possible. Ideal for use during NMES. TheraSIP is a tool not a therapy. Complete kit for individual patient use includes the T-SIP resistance exercise system with 25 mL measuring cylinder and three micro-resist tubes, a set of five TheraSTRAWS™ for assessment of safe drinking and a record sheet with instructions.</p>		12,900/-
72	<p>TheraSTRAWS</p> <p>The set of TheraSTRAWS now includes five graduated therapeutic drinking straws, which limit bolus size. The new blue straw is even smaller in interior diameter than the gray straw. The outer diameter of the straws can be increased by inserting smaller straws into the green straw. Straws can be bent by placing in microwave. Set includes instructions. For individual use.</p>		5500
73	<p>SwallowMIST</p> <p>SwallowMist is a misting spray device which can be filled with water and used to administer a trace amount of liquid into a patient's mouth. The amount sprayed is a small mist of moisture to hydrate the oral mucosa. The tool can be used for swallowing practice in patients that are unable to tolerate sips or teaspoons of liquid. SwallowMist can be used instead of ice chips for NPO patients.</p>		6500

74	VocalSTRAWS VocalSTRAWS are for voice rehabilitation using Semi-Occluded Vocal Tract (SOVT) exercises. This set comes with four telescoping straws which are easily cleansed and a printed chart of voice exercises to augment any voice therapy program. Ideal for patients with vocal fatigue. The set can be prescribed with assigned exercises.		5500
75	TonguePRESS TonguePRESS® is a resistance exercise tool for building the strength of the tongue. Developed to compliment the IOPI by offering a home exercise unit for tongue pressing. Studies of tongue pressing reported improved swallow pressures and strength. TonguePRESS® uses water pressure to provide resistance to the bulb. The patient places the bulb in his/her mouth and presses the bulb with his tongue against the hard palate. The indicator rises in direct relation to the strength of the tongue's pressure. Repetitive exercise with the device can improve tongue strength for swallowing improvement which can be documented using instruments such as the IOPI. Can be used with adults and children.		5950
76	ThermalSTIM – (Oral & Swallowing Activator) Stainless steel gel-filled applicator for use with oral stimulation or for techniques such as tactile-thermal stimulation. Keep in freezer four hours prior to use. Comes in two sizes: Long and Short with protective silicone tips.		5500



 www.aairmedicals.com
 03215088414, 051-5557773
 aairmedicals@gmail.com
 facebook.com/aairmedicals

